

River Valley School District Board Financial Report October 2022

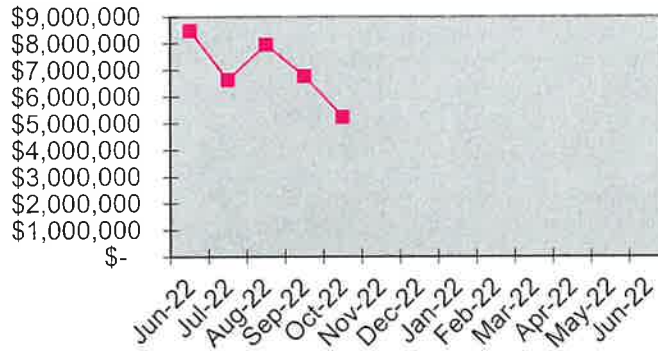
October-22

Month End Cash Balance	
	Actual
Jun-22	\$ 8,508,305
Jul-22	\$ 6,654,191
Aug-22	\$ 7,981,720
Sep-22	\$ 6,790,079
Oct-22	\$ 5,262,230
Nov-22	
Dec-22	
Jan-22	
Feb-22	
Mar-22	
Apr-22	
May-22	
Jun-22	


Checks	
	\$ Amount
Jun-22	\$ 2,719,282
Jul-22	\$ 1,939,133
Aug-22	\$ 1,219,372
Sep-22	\$ 2,356,330
Oct-22	\$ 2,084,509
Nov-22	
Dec-22	
Jan-22	
Feb-22	
Mar-22	
Apr-22	
May-22	
Jun-22	

Revenues	
	\$ Amount
Jun-22	\$ 2,197,060
Jul-22	\$ 224,981
Aug-22	\$ 3,024,311
Sep-22	\$ 1,048,562
Oct-22	\$ 113,308
Nov-22	
Dec-22	
Jan-22	
Feb-22	
Mar-22	
Apr-22	
May-22	
Jun-22	

Actual Cash Balance

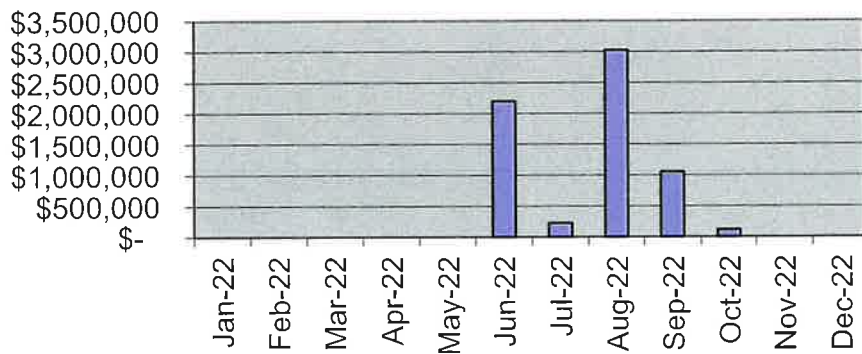


Check Disbursements



Month Ending

Revenues



October 2022

The Peoples Community Bank

Beginning Balance	\$ 3,931,426.13
ADD: Total Credits	\$ 113,308.00
LESS: Total Debits	\$ 1,675,030.52
	<u>\$ 2,369,703.61</u>

Local Government Investment Pool

#1 (general account)	\$ 2,892,526.39
#2 (fund 49 - building fund)	\$ 668,323.72
#3 (fund 39 - debt service)	\$ -
#4 (Misc. Project)	\$ -

Subtotal \$ 3,560,850.11

LESS: Short term loan \$ -

Ending Balance \$5,930,553.72